


Lip Syncing

Mouth 1



Step 1

Begin by setting mouth #1 on the face.

Take 15 pictures.

We need 15 pictures of the character not moving it's mouth before the speaking begins.

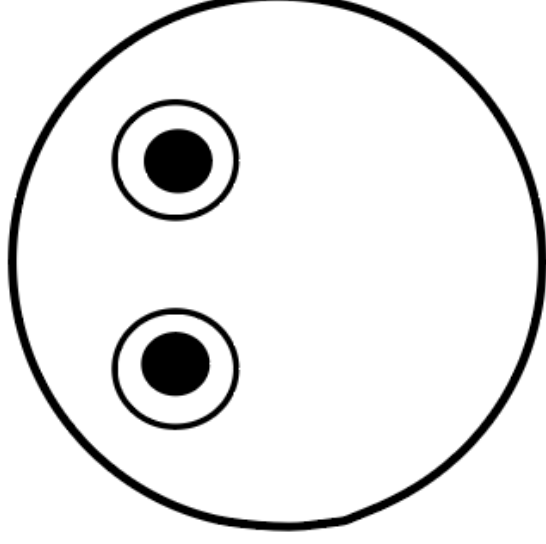
Step 2

Lay a different mouth shape on the face and take 1 picture. Choose another random mouth shape and lay it on the face and take one picture. Repeat with at least 30 separate pictures of random mouth shapes.

Step 3

Finish by laying mouth #1 on the face and taking 15 pictures of the closed mouth.

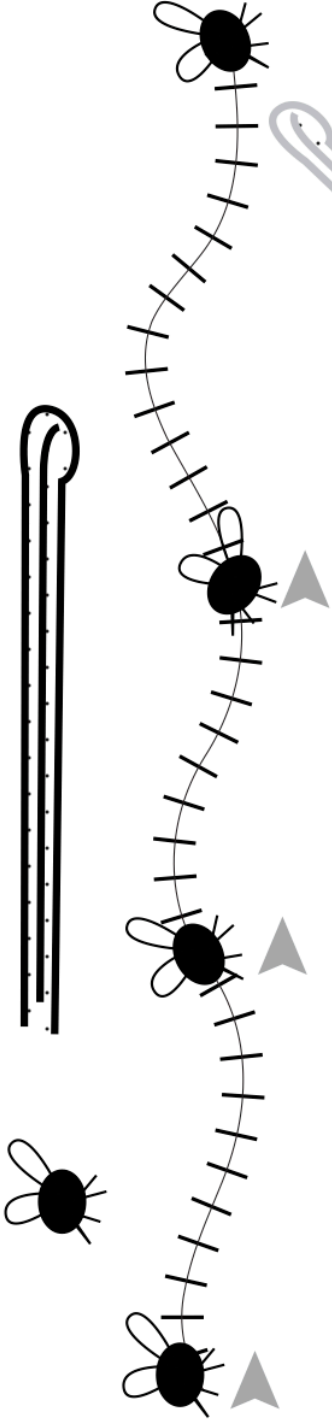
Congratulations. You have created an animation of this character moving it's mouth for about 2 seconds. Make up something to say that takes about 2 seconds. Record your voice while the mouth is moving. You can say just about anything. Your eyes and ears will make it appear as though this character is speaking.



Steps

Frog Tongue Snap

Animate the fly from left to right, spaced out about as far apart as the notches below. Follow frog picture sequence below.



Hold for 30 pictures while the fly buzzes along the notches.

Wind up pose for 3 pictures

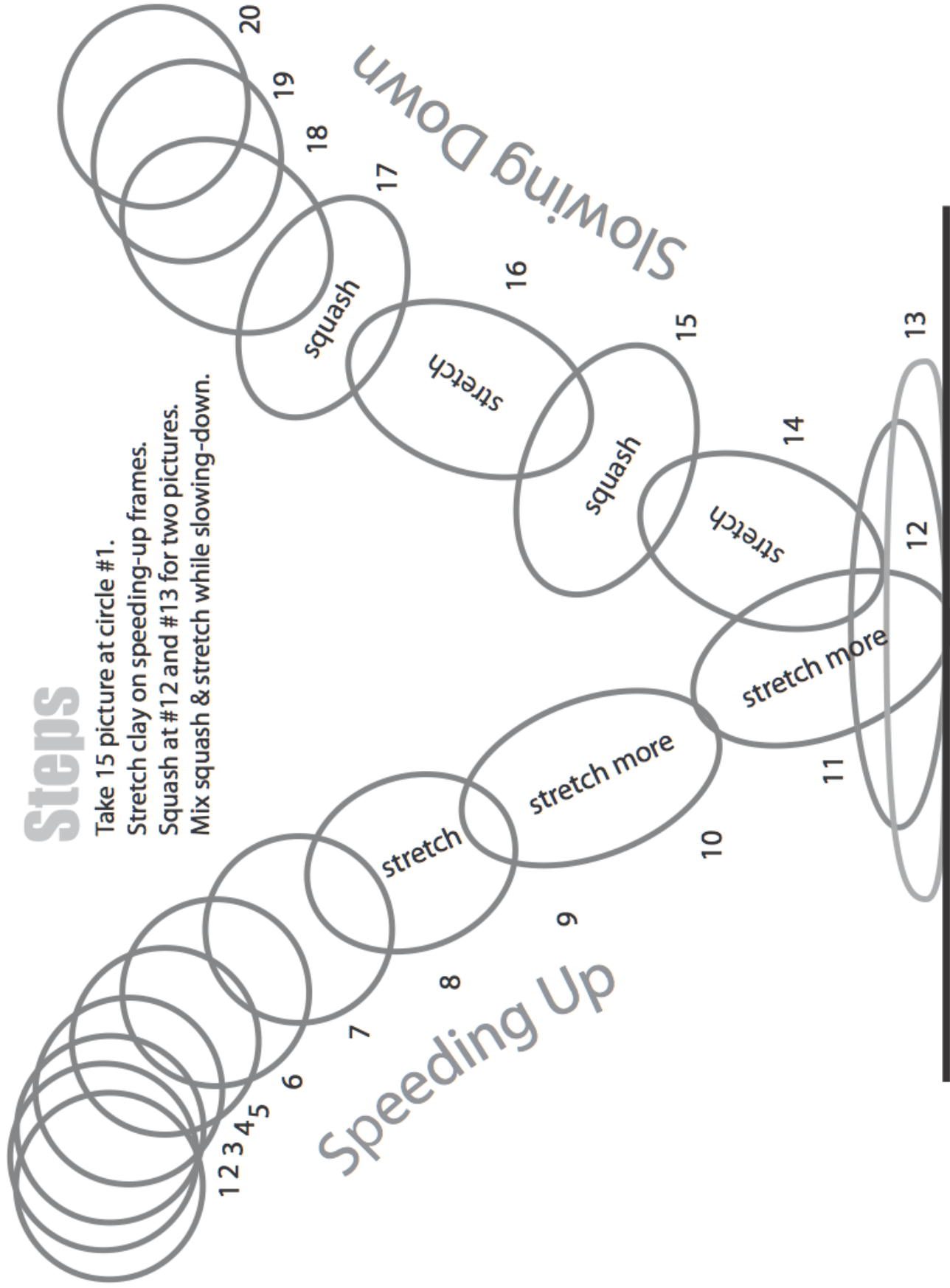
Slide tongue under frog and push it up in 2 pictures to hit fly, then back down in 2 pictures.

Take tongue out and put follow through pose in for 3 pictures

Hold this pose for 15 pictures.

Bouncing Ball with Squash & Stretch

Start



Steps

- Take 15 picture at circle #1.
- Stretch clay on speeding-up frames.
- Squash at #12 and #13 for two pictures.
- Mix squash & stretch while slowing-down.

Squash 12 and 13